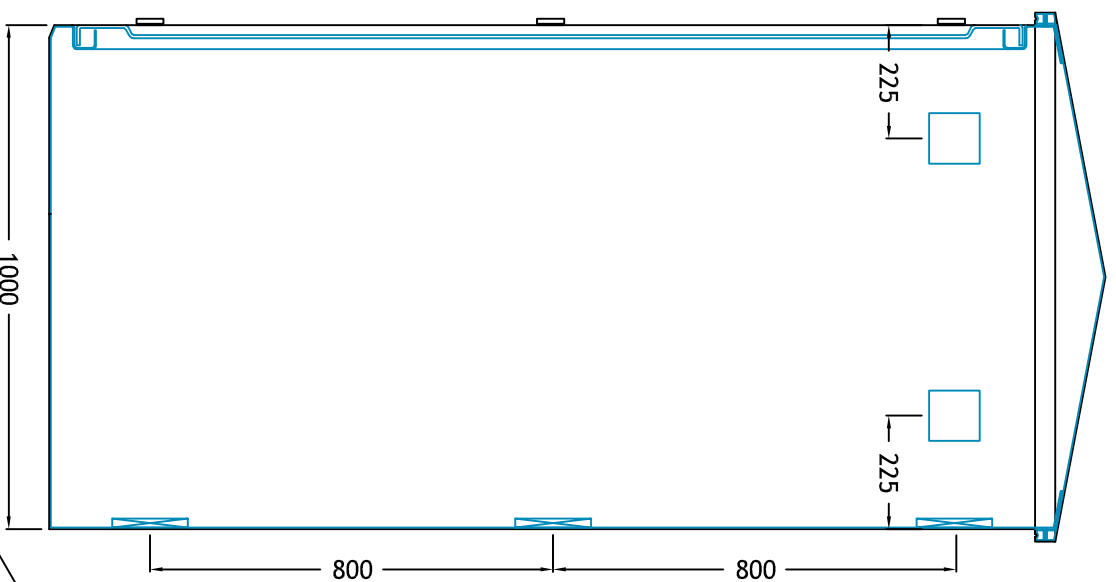
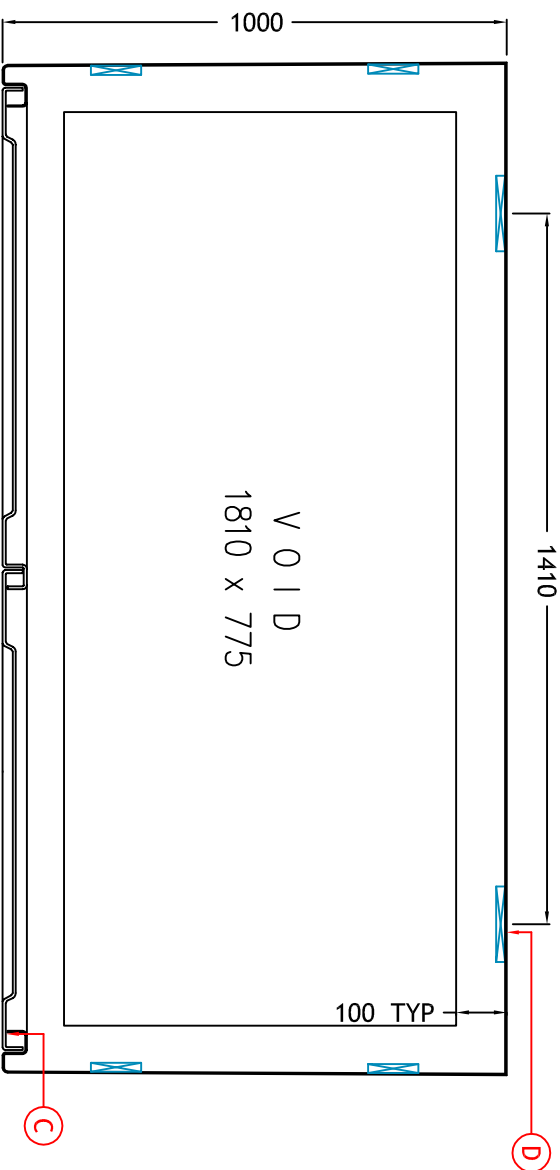


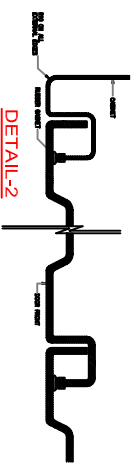
FRONT ELEVATION



SIDE ELEVATION

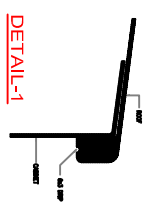


INTERNAL SECTION



DETAIL-2

- CABINET OPTIONS**
- Varnished Backboard
 - Yale Type Lock
 - S/S Hasp & Staple
 - 3 Way Lock
 - c/w L-Handle
 - Ventilation
 - Cable Entry Flaps
 - Lighting & Heating



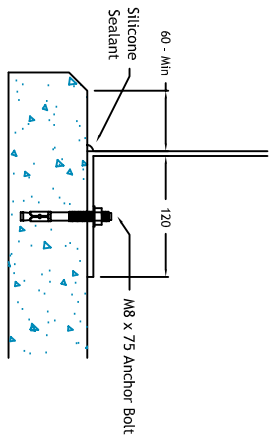
DETAIL-1



FINISH AND COLOUR				
EXTERNAL	INTERNAL	ROOF	DOORS	
Semi Gloss	Semi Gloss	Semi Gloss	Semi Gloss	
COLOUR	Green	Light Grey	Green	Green
CODE	RAL 6005	RAL 7035	RAL 6005	RAL 6005

REF:	DESCRIPTION:	QTY:
A	Stainless Steel Hinges	6
B	Stainless Steel Hasp & Staple	1
C	EPDM Rubber Door Seal Gasket	1
D	Encapsulated Wooden Mounting Pads	10
E	Spring Loaded Shoot Bolts	2

- NOTES:**
- All dimensions in mm.
 - GRP thickness of 4mm generally and 6mm at stress points.
 - Clear door opening access - 1834 x 1804mm.



TYPICAL BASE DETAIL

Rev	Description	Drawn	By	Appr	By
0	Original Design	MJS	16/07/13		

Kingsley Plastics Limited

Western Barn Industrial Park, Hatherleigh Road, Winkleigh, Devon. EX19 8PY
 T: 01837 83154 F: 01837 83529 Sales@kingsleyplastics.co.uk www.kingsleyplastics.co.uk

Customer: **Service Industry** Project Name: **Roadside Range**

Drawing Title: **GRP Moulded Roadside Kiosks**
 General Arrangement

Drawing No: **KD10 - Overview**

Scale: **1:15 (A3)** Sheet: **1 of 1** Status: **For Information**